

FORM NO. MGT-7

[Pursuant to sub-Section(1) of section 92 of the Companies Act, 2013 and sub-rule (1) of rule 11 of the Companies (Management and Administration) Rules, 2014]



Annual Return (other than OPCs and Small Companies)

Form language ☒ English ☐ Hindi

Refer the instruction kit for filing the form.

I. REGISTRATION AND OTHER DETAILS

(i) * Corporate Identification Number (CIN) of the company

L24110MH1992PLC066364

Pre-fill

Global Location Number (GLN) of the company

* Permanent Account Number (PAN) of the company

AAACT3153G

(ii) (a) Name of the company

MARKSANS PHARMA LIMITED

(b) Registered office address

11th Floor, GRANDEUR, Veera Desai Extension Road Oshiwara,
Andheri (W) NA
Mumbai
Mumbai City
Maharashtra
400053

(c) *e-mail ID of the company

harshavardhan@marksanspharma.com

(d) *Telephone number with STD code

02240012000

(e) Website

www.marksanspharma.com

(iii) Date of Incorporation

16/04/1992

Type of the Company	Category of the Company	Sub-category of the Company
Public Company	Company limited by shares	Indian Non-Government company

(v) Whether company is having share capital

☒ Yes

☐ No

(vi) *Whether shares listed on recognized Stock Exchange(s)

☒ Yes

☐ No

(a) Details of stock exchanges where shares are listed

S. No.	Stock Exchange Name	Code
1	BSE Limited	1
2	National Stock Exchange of India Limited	1,024

(b) CIN of the Registrar and Transfer Agent

U99999MH1994PTC076534

Pre-fill

Name of the Registrar and Transfer Agent

BIGSHARE SERVICES PRIVATE LIMITED

Registered office address of the Registrar and Transfer Agents

Pinnacle Business Park, Office no S6-2 ,6th floor, Mahakali
Caves Road , Next to Ahura Centre, Andheri East Mumbai

(vii) *Financial year From date 01/04/2024 (DD/MM/YYYY) To date 31/03/2025 (DD/MM/YYYY)

(viii) *Whether Annual general meeting (AGM) held ☒ Yes ☐ No

(a) If yes, date of AGM

(b) Due date of AGM

(c) Whether any extension for AGM granted ☐ Yes ☒ No

II. PRINCIPAL BUSINESS ACTIVITIES OF THE COMPANY

*Number of business activities

1

S.No	Main Activity group code	Description of Main Activity group	Business Activity Code	Description of Business Activity	% of turnover of the company
1	C	Manufacturing	C6	Chemical and chemical products, pharmaceuticals, medicinal chemical and	100

III. PARTICULARS OF HOLDING, SUBSIDIARY AND ASSOCIATE COMPANIES (INCLUDING JOINT VENTURES)

*No. of Companies for which information is to be given

13

Pre-fill All

S.No	Name of the company	CIN / FCRN	Holding/ Subsidiary/Associate/ Joint Venture	% of shares held
1	Marksans Pharma (UK) Ltd		Subsidiary	100
2	Marksans Pharma Inc.		Subsidiary	100

3	Nova Pharmaceuticals Australi +		Subsidiary	60
4	Marksans Pharma GmbH		Subsidiary	100
5	Access Healthcare for Medical +		Subsidiary	100
6	Marksans Holdings Limited		Subsidiary	100
7	Relonchem Limited		Subsidiary	100
8	Time Cap Laboratories Inc.		Subsidiary	100
9	Bell Sons & Co. (Druggists) Lim +		Subsidiary	100
10	Marise Ann Inc.		Subsidiary	100
11	Marksans Realty LLC		Subsidiary	100
12	Custom Coatings Inc.		Subsidiary	100
13	Nova Pharmaceuticals Limited		Subsidiary	60

IV. SHARE CAPITAL, DEBENTURES AND OTHER SECURITIES OF THE COMPANY

(i) *SHARE CAPITAL

(a) Equity share capital

Particulars	Authorised capital	Issued capital	Subscribed capital	Paid up capital
Total number of equity shares	690,000,000	453,163,746	453,163,746	453,163,746
Total amount of equity shares (in Rupees)	690,000,000	453,163,746	453,163,746	453,163,746

Number of classes

1

Class of Shares	Authorised capital	Issued capital	Subscribed capital	Paid up capital
Equity Share				
Number of equity shares	690,000,000	453,163,746	453,163,746	453,163,746
Nominal value per share (in rupees)	1	1	1	1
Total amount of equity shares (in rupees)	690,000,000	453,163,746	453,163,746	453,163,746

(b) Preference share capital

Particulars	Authorised capital	Issued capital	Subscribed capital	Paid-up capital
Total number of preference shares	1,400,000	0	0	0
Total amount of preference shares (in rupees)	140,000,000	0	0	0

Number of classes

1

Class of shares	Authorised capital	Issued capital	Subscribed capital	Paid up capital
Number of preference shares	1,400,000	0	0	0
Nominal value per share (in rupees)	100	100	100	100
Total amount of preference shares (in rupees)	140,000,000	0	0	0

(c) Unclassified share capital

Particulars	Authorised Capital
Total amount of unclassified shares	0

(d) Break-up of paid-up share capital

Class of shares	Number of shares			Total nominal amount	Total Paid-up amount	Total premium
Equity shares	Physical	DEMAT	Total			
At the beginning of the year	267,820	452,895,926	453163746	453,163,746	453,163,746	
		+		+	+	
Increase during the year	0	0	0	0	0	0
i. Public Issues	0	0	0	0	0	
ii. Rights issue	0	0	0	0	0	0
iii. Bonus issue	0	0	0	0	0	0
iv. Private Placement/ Preferential allotment	0	0	0	0	0	0
v. ESOPs	0	0	0	0	0	0
vi. Sweat equity shares allotted	0	0	0	0	0	0
vii. Conversion of Preference share	0	0	0	0	0	0
viii. Conversion of Debentures	0	0	0	0	0	0
ix. GDRs/ADRs	0	0	0	0	0	0

x. Others, specify						
Dematerialization of Shares						
Decrease during the year	0	0	0	0	0	0
i. Buy-back of shares	0	0	0	0	0	0
ii. Shares forfeited	0	0	0	0	0	0
iii. Reduction of share capital	0	0	0	0	0	0
iv. Others, specify				0	0	
Dematerialization of Shares						
At the end of the year	267,820	452,895,926	453,163,746	453,163,746	453,163,746	
Preference shares						
At the beginning of the year	0	0	0	0	0	
Increase during the year	0	0	0	0	0	0
i. Issues of shares	0	0	0	0	0	0
ii. Re-issue of forfeited shares	0	0	0	0	0	0
iii. Others, specify						
Decrease during the year	0	0	0	0	0	0
i. Redemption of shares	0	0	0	0	0	0
ii. Shares forfeited	0	0	0	0	0	0
iii. Reduction of share capital	0	0	0	0	0	0
iv. Others, specify						
At the end of the year	0	0	0	0	0	

ISIN of the equity shares of the company

(ii) Details of stock split/consolidation during the year (for each class of shares)

Class of shares		(i)	(ii)	(iii)
Before split / Consolidation	Number of shares			
	Face value per share			
After split / Consolidation	Number of shares			
	Face value per share			

(iii) Details of shares/Debentures Transfers since closure date of last financial year (or in the case of the first return at any time since the incorporation of the company) *

☒ Nil

[Details being provided in a CD/Digital Media]

☐ Yes ☐ No ☐ Not Applicable

Separate sheet attached for details of transfers

☐ Yes ☐ No

Note: In case list of transfer exceeds 10, option for submission as a separate sheet attachment or submission in a CD/Digital Media may be shown.

Date of the previous annual general meeting		<input type="text"/>	
Date of registration of transfer (Date Month Year)		<input type="text"/>	
Type of transfer	<input type="text"/>	1 - Equity, 2- Preference Shares, 3 - Debentures, 4 - Stock	
Number of Shares/ Debentures/ Units Transferred	<input type="text"/>	Amount per Share/ Debenture/Unit (in Rs.)	<input type="text"/>
Ledger Folio of Transferor		<input type="text"/>	
Transferor's Name	<input type="text"/>	<input type="text"/>	<input type="text"/>
	Surname	middle name	first name
Ledger Folio of Transferee		<input type="text"/>	

Transferee's Name	<input type="text"/>	<input type="text"/>	<input type="text"/>
	Surname	middle name	first name

Date of registration of transfer (Date Month Year)	<input type="text"/>
--	----------------------

Type of transfer	<input type="text"/>	1 - Equity, 2- Preference Shares, 3 - Debentures, 4 - Stock
------------------	----------------------	---

Number of Shares/ Debentures/ Units Transferred	<input type="text"/>	Amount per Share/ Debenture/Unit (in Rs.)	<input type="text"/>
---	----------------------	---	----------------------

Ledger Folio of Transferor	<input type="text"/>
----------------------------	----------------------

Transferor's Name	<input type="text"/>	<input type="text"/>	<input type="text"/>
	Surname	middle name	first name

Ledger Folio of Transferee	<input type="text"/>
----------------------------	----------------------

Transferee's Name	<input type="text"/>	<input type="text"/>	<input type="text"/>
	Surname	middle name	first name

(iv) *Debentures (Outstanding as at the end of financial year)

Particulars	Number of units	Nominal value per unit	Total value
Non-convertible debentures	0	0	0
Partly convertible debentures	0	0	0
Fully convertible debentures	0	0	0
Total			0

Details of debentures

Class of debentures	Outstanding as at the beginning of the year	Increase during the year	Decrease during the year	Outstanding as at the end of the year
Non-convertible debentures	0	0	0	0
Partly convertible debentures	0	0	0	0
Fully convertible debentures	0	0	0	0

(v) Securities (other than shares and debentures)

0

Type of Securities	Number of Securities	Nominal Value of each Unit	Total Nominal Value	Paid up Value of each Unit	Total Paid up Value
Total					

V. *Turnover and net worth of the company (as defined in the Companies Act, 2013)

(i) Turnover

11,743,735,702

(ii) Net worth of the Company

13,834,870,856

VI. (a) *SHARE HOLDING PATTERN - Promoters

S. No.	Category	Equity		Preference	
		Number of shares	Percentage	Number of shares	Percentage
1.	Individual/Hindu Undivided Family				
	(i) Indian	198,822,009	43.87	0	
	(ii) Non-resident Indian (NRI)	0	0	0	
	(iii) Foreign national (other than NRI)	0	0	0	
2.	Government				
	(i) Central Government	0	0	0	
	(ii) State Government	0	0	0	
	(iii) Government companies	0	0	0	
3.	Insurance companies	0	0	0	
4.	Banks	0	0	0	
5.	Financial institutions	0	0	0	

6.	Foreign institutional investors	0	0	0	
7.	Mutual funds	0	0	0	
8.	Venture capital	0	0	0	
9.	Body corporate (not mentioned above)	0	0	0	
10.	Others	0	0	0	
	Total	198,822,009	43.87	0	0

Total number of shareholders (promoters)

(b) *SHARE HOLDING PATTERN - Public/Other than promoters

S. No.	Category	Equity		Preference	
		Number of shares	Percentage	Number of shares	Percentage
1.	Individual/Hindu Undivided Family				
	(i) Indian	121,055,849	26.71	0	
	(ii) Non-resident Indian (NRI)	6,136,823	1.35	0	
	(iii) Foreign national (other than NRI)	0	0	0	
2.	Government				
	(i) Central Government	0	0	0	
	(ii) State Government	0	0	0	
	(iii) Government companies	0	0	0	
3.	Insurance companies	0	0	0	
4.	Banks	2,911	0	0	
5.	Financial institutions	0	0	0	
6.	Foreign institutional investors	100,611,089	22.2	0	
7.	Mutual funds	15,293,537	3.37	0	
8.	Venture capital	0	0	0	
9.	Body corporate (not mentioned above)	5,881,787	1.3	0	
10.	Others Alternate Investment fund	5,359,741	1.18	0	

	Total	254,341,737	56.11	0	0
--	--------------	-------------	-------	---	---

Total number of shareholders (other than promoters)

**Total number of shareholders (Promoters+Public/
Other than promoters)**

(c) *Details of Foreign institutional investors' (FIIs) holding shares of the company

Name of the FII	Address	Date of Incorporation	Country of Incorporation	Number of shares held	% of shares held

VII. *NUMBER OF PROMOTERS, MEMBERS, DEBENTURE HOLDERS
(Details, Promoters, Members (other than promoters), Debenture holders)

Details	At the beginning of the year	At the end of the year
Promoters	2	2
Members (other than promoters)	254,697	257,271
Debenture holders	0	0

VIII. DETAILS OF DIRECTORS AND KEY MANAGERIAL PERSONNEL






(A) *Composition of Board of Directors

Category	Number of directors at the beginning of the year		Number of directors at the end of the year		Percentage of shares held by directors as at the end of year	
	Executive	Non-executive	Executive	Non-executive	Executive	Non-executive
A. Promoter	2	0	2	0	43.85	0
B. Non-Promoter	1	5	1	5	0	0
(i) Non-Independent	1	1	1	1	0	0
(ii) Independent	0	4	0	4	0	0
C. Nominee Directors representing	0	0	0	0	0	0
(i) Banks & FIs	0	0	0	0	0	0
(ii) Investing institutions	0	0	0	0	0	0
(iii) Government	0	0	0	0	0	0
(iv) Small share holders	0	0	0	0	0	0

(v) Others	0	0	0	0	0	0
Total	3	5	3	5	43.85	0

Number of Directors and Key managerial personnel (who is not director) as on the financial year end date 10

(B) (i) *Details of directors and Key managerial personnel as on the closure of financial year

Name	DIN/PAN	Designation	Number of equity share(s) held	Date of cessation (after closure of financial year : If any)
Mr. Mark Saldanha	00020983	Managing Director	198,491,553	
Mrs. Sandra Saldanha	00021023	Whole-time director	220,180	
Mr. Varddhman Vikram 	08338573	Director	0	
Mr. Seetharama Raju E 	03630668	Director	0	
Mr. Digant Mahesh Par 	00212589	Director	0	
Mr. Abhinna Sundar M 	00007995	Director	0	
Mrs. Shailaja Vardhan	10172764	Director	0	
Dr. Sunny Sharma	02267273	Director	0	
Mr. Jitendra Sharma	AJCPS5121K	CFO	0	
Mr. Harshavardhan Pai 	AKTPP1644A	Company Secretar	0	

(ii) Particulars of change in director(s) and Key managerial personnel during the year 0

Name	DIN/PAN	Designation at the beginning / during the financial year	Date of appointment/ change in designation/ cessation	Nature of change (Appointment/ Change in designation/ Cessation)

IX. MEETINGS OF MEMBERS/CLASS OF MEMBERS/BOARD/COMMITTEES OF THE BOARD OF DIRECTORS

A. MEMBERS/CLASS /REQUISITIONED/NCLT/COURT CONVENED MEETINGS

Number of meetings held

1

Type of meeting	Date of meeting	Total Number of Members entitled to attend meeting	Attendance	
			Number of members attended	% of total shareholding
Annual General Meeting	24/09/2024	202,320	58	43.85

B. BOARD MEETINGS

*Number of meetings held 4

S. No.	Date of meeting	Total Number of directors associated as on the date of meeting	Attendance	
			Number of directors attended	% of attendance
1	30/05/2024	8	7	87.5
2	13/08/2024	8	8	100
3	12/11/2024	8	8	100
4	11/02/2025	8	7	87.5

C. COMMITTEE MEETINGS

Number of meetings held 18

S. No.	Type of meeting	Date of meeting	Total Number of Members as on the date of the meeting	Attendance	
				Number of members attended	% of attendance
1	Audit Committee	30/05/2024	4	4	100
2	Audit Committee	13/08/2024	4	4	100
3	Audit Committee	12/11/2024	4	4	100
4	Audit Committee	11/02/2025	4	3	75
5	Nomination and Remuneration	13/08/2024	4	4	100
6	Nomination and Remuneration	11/02/2025	4	4	100
7	Stakeholders Forum	30/05/2024	4	4	100
8	Stakeholders Forum	13/08/2024	4	3	75
9	Stakeholders Forum	12/11/2024	4	4	100
10	Stakeholders Forum	11/02/2025	3	3	100

D. *ATTENDANCE OF DIRECTORS

S. No.	Name of the director	Board Meetings			Committee Meetings			Whether attended AGM held on (Y/N/NA)
		Number of Meetings which director was entitled to attend	Number of Meetings attended	% of attendance	Number of Meetings which director was entitled to attend	Number of Meetings attended	% of attendance	
								24/09/2024

1	Mr. Mark Sald	4	4	100				Yes
2	Mrs. Sandra S	4	4	100		2	100	Yes
3	Mr. Varddhma	4	4	100		9	90	Yes
4	Mr. Seetharam	4	4	100		17	100	Yes
5	Mr. Digant Ma	4	4	100		12	100	Yes
6	Mr. Abhinna S	4	4	100		10		Yes
7	Mrs. Shailaja V	4	4	100		0	0	Yes
8	Dr. Sunny Sha	4	4	100		8	100	No

X. *REMUNERATION OF DIRECTORS AND KEY MANAGERIAL PERSONNEL

☐ Nil

Number of Managing Director, Whole-time Directors and/or Manager whose remuneration details to be entered

3

S. No.	Name	Designation	Gross Salary	Commission	Stock Option/ Sweat equity	Others	Total Amount
1	Mr. Mark Saldanha	Managing Director	63,761,431	0	0	0	0
2	Mrs. Sandra Saldanha	Whole-time Director	7,069,164	0	0	0	0
3	Mr. Varddhman Vikram	Whole-time Director	23,984,366	0	0	0	0
	Total		94,814,961	0	0	0	0

Number of CEO, CFO and Company secretary whose remuneration details to be entered

2

S. No.	Name	Designation	Gross Salary	Commission	Stock Option/ Sweat equity	Others	Total Amount
1	Mr. Jitendra Sharma	CFO	17,987,984	0	0	0	0
2	Mr. Harshavardhan	Company Secretary	2,843,514	0	0	0	0
	Total		20,831,498	0	0	0	0

Number of other directors whose remuneration details to be entered

4

S. No.	Name	Designation	Gross Salary	Commission	Stock Option/ Sweat equity	Others	Total Amount
1	Mr. Seetharama Rao	Independent Director	0	0	0	25,000	0
2	Mr. Digant Mahesh	Independent Director	0	0	0	400,000	0
3	Mr. Abhinna Sundar	Independent Director	0	0	0	15,000	0

S. No.	Name	Designation	Gross Salary	Commission	Stock Option/ Sweat equity	Others	Total Amount
4	Mrs. Shailaja Vardh	Independent Dir	0	0	0	300,000	0
	Total		0	0	0	740,000	740,000

XI. MATTERS RELATED TO CERTIFICATION OF COMPLIANCES AND DISCLOSURES

* A. Whether the company has made compliances and disclosures in respect of applicable provisions of the Companies Act, 2013 during the year ☒ Yes ☐ No

B. If No, give reasons/observations

XII. PENALTY AND PUNISHMENT - DETAILS THEREOF

(A) DETAILS OF PENALTIES / PUNISHMENT IMPOSED ON COMPANY/DIRECTORS /OFFICERS ☒ Nil

Name of the company/ directors/ officers	Name of the court/ concerned Authority	Date of Order	Name of the Act and section under which penalised / punished	Details of penalty/ punishment	Details of appeal (if any) including present status

(B) DETAILS OF COMPOUNDING OF OFFENCES ☒ Nil

Name of the company/ directors/ officers	Name of the court/ concerned Authority	Date of Order	Name of the Act and section under which offence committed	Particulars of offence	Amount of compounding (in Rupees)

XIII. Whether complete list of shareholders, debenture holders has been enclosed as an attachment

☐ Yes ☒ No

(In case of 'No', submit the details separately through the method specified in instruction kit)

XIV. COMPLIANCE OF SUB-SECTION (2) OF SECTION 92, IN CASE OF LISTED COMPANIES

In case of a listed company or a company having paid up share capital of Ten Crore rupees or more or turnover of Fifty Crore rupees or more, details of company secretary in whole time practice certifying the annual return in Form MGT-8.

Name

Jinesh Dedhia & Associates

Whether associate or fellow

☒ Associate ☐ Fellow

Certificate of practice number

20229

I/We certify that:

- (a) The return states the facts, as they stood on the date of the closure of the financial year aforesaid correctly and adequately.
- (b) Unless otherwise expressly stated to the contrary elsewhere in this Return, the Company has complied with all the provisions of the Act during the financial year.

Declaration

I am Authorised by the Board of Directors of the company vide resolution no. ... dated

(DD/MM/YYYY) to sign this form and declare that all the requirements of the Companies Act, 2013 and the rules made thereunder in respect of the subject matter of this form and matters incidental thereto have been complied with. I further declare that:

1. Whatever is stated in this form and in the attachments thereto is true, correct and complete and no information material to the subject matter of this form has been suppressed or concealed and is as per the original records maintained by the company.
2. All the required attachments have been completely and legibly attached to this form.

Note: Attention is also drawn to the provisions of Section 447, section 448 and 449 of the Companies Act, 2013 which provide for punishment for fraud, punishment for false statement and punishment for false evidence respectively.

To be digitally signed by

Director

DIN of the director

To be digitally signed by

☒ Company Secretary

☐ Company secretary in practice

Membership number

Certificate of practice number

Attachments

1. List of share holders, debenture holders
2. Approval letter for extension of AGM;
3. Copy of MGT-8;
4. Optional Attachement(s), if any

Attach

Attach

Attach

Attach

List of attachments

ADDITIONAL SHEET.pdf
MGT-8 Marksan_2024.pdf

Remove attachment

Modify

Check Form

Prescrutiny

Submit

This eForm has been taken on file maintained by the Registrar of Companies through electronic mode and on the basis of statement of correctness given by the company

